

# WORK SHEET FOR PRE-PRIMARY-I

## PART-III

### FOR GOVERNMENT SCHOOLS OF MANIPUR



**Department of Education(S),  
Government of Manipur**



**Board of Secondary Education,  
Manipur**





## **Editorial Team:**

1. *Sucheta Khumukcham, MES, ZEO, Zone-I (Nodal Officer)*
2. *Pangambam Ronika Devi, Programme Officer, RTE*
3. *Laimayum Rita, MES, AI*
4. *RK Jeena Devi, Resource Person, RTE*
5. *A. Amita Devi, Resource Person, RTE*
6. *Reihana Sultana, Resource Person, RTE*

# Contents

# Pages

1. Languages:	
1.1 Trace the capital letters A TO Z .....	1
1.2 Write the capital letters A to Z.....	2
1.3 P-is for Peacock to Z is for Zebra (Oral) .....	3
1.4 Gok (ग़) to Bham (भ) oral.....	4
2. Numbers	
2.1 Number 1 to 20 in figures.....	5
2.2 Count and Match.....	6
3. General Awareness (oral)	
3.1 Name of five domestic animals .....	7
3.2 Name of five wild animals.....	8
4. Motor Skills	
4.1 Trace and colour.....	9
5. Good Manners.....	10
6. Conversation.....	11



1. Language:  
1.1 Trace the Capital letters A-Z



A	B	C	D	E	F
G	H	I	J	K	L
M	N	O	P	Q	R
S	T	U	V	W	X
Y	Z				

1.2 Write the capital letters A-Z on your own





  


### 1.3 P is for Peacock to Z is for Zebra



*Practise saying A is for Apple to Z is for Zebra on your own.*

( N.B. Parents are requested to read the words aloud and let the child learn the words orally).

## 1.4 Gok to Bham (Oral)



𑌒-𑌓		
𑌒 = ga (gok)	𑌒 = jha (jham)	𑌒 = ra (rai)
𑌒 = ba (ba)	𑌒 = ja (jil)	𑌒 = da (dil)
𑌒 = gha (ghou)	𑌒 = dha (dhou)	𑌒 = bha (bham)

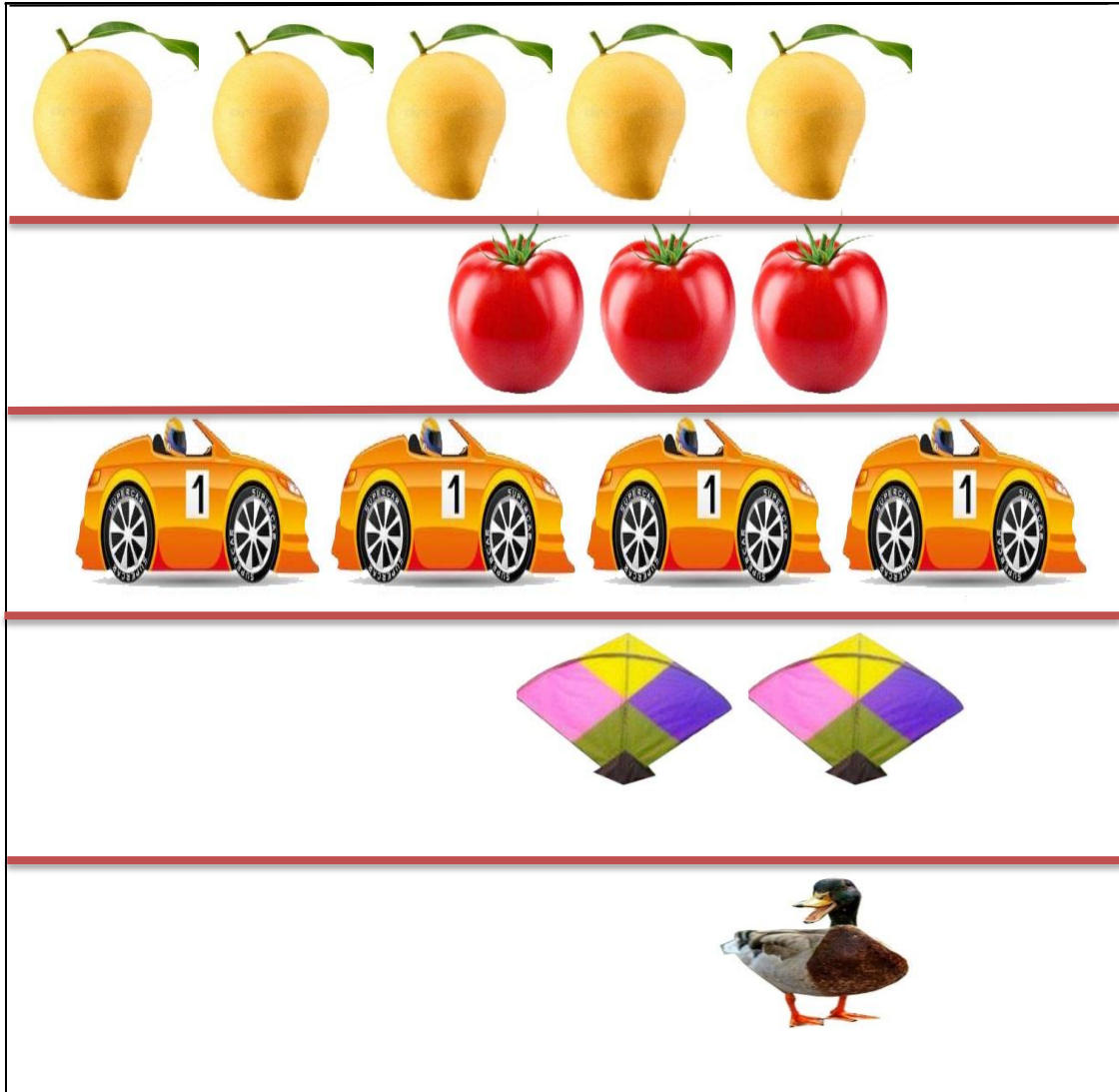
*Practise saying the words from KOK (𑌒) to Bham (𑌒) on your own.*

(N.B. Parents are requested to read the words aloud and let the child learn the words orally).





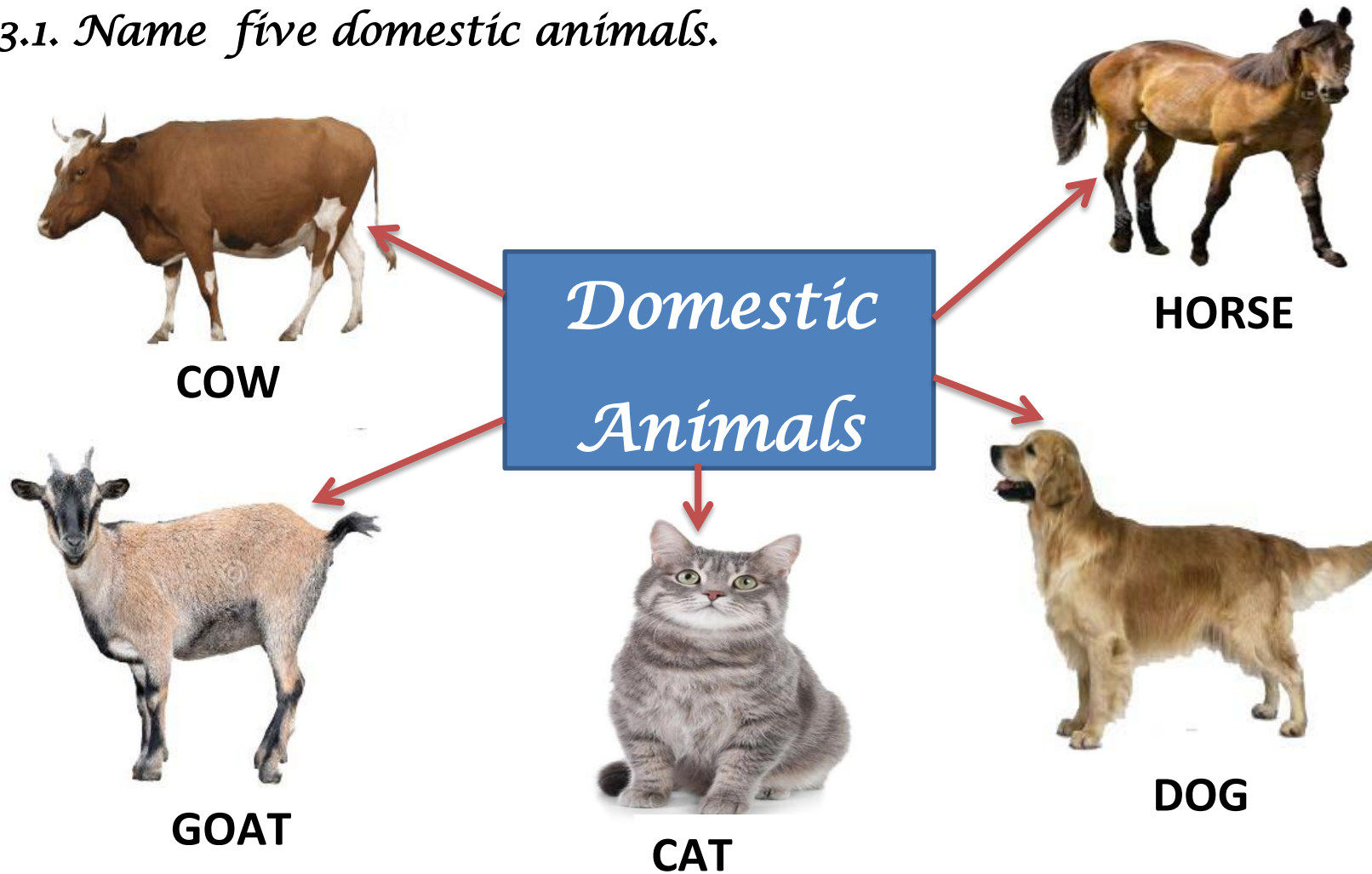
2.2. Count and match:





3. General Awareness:

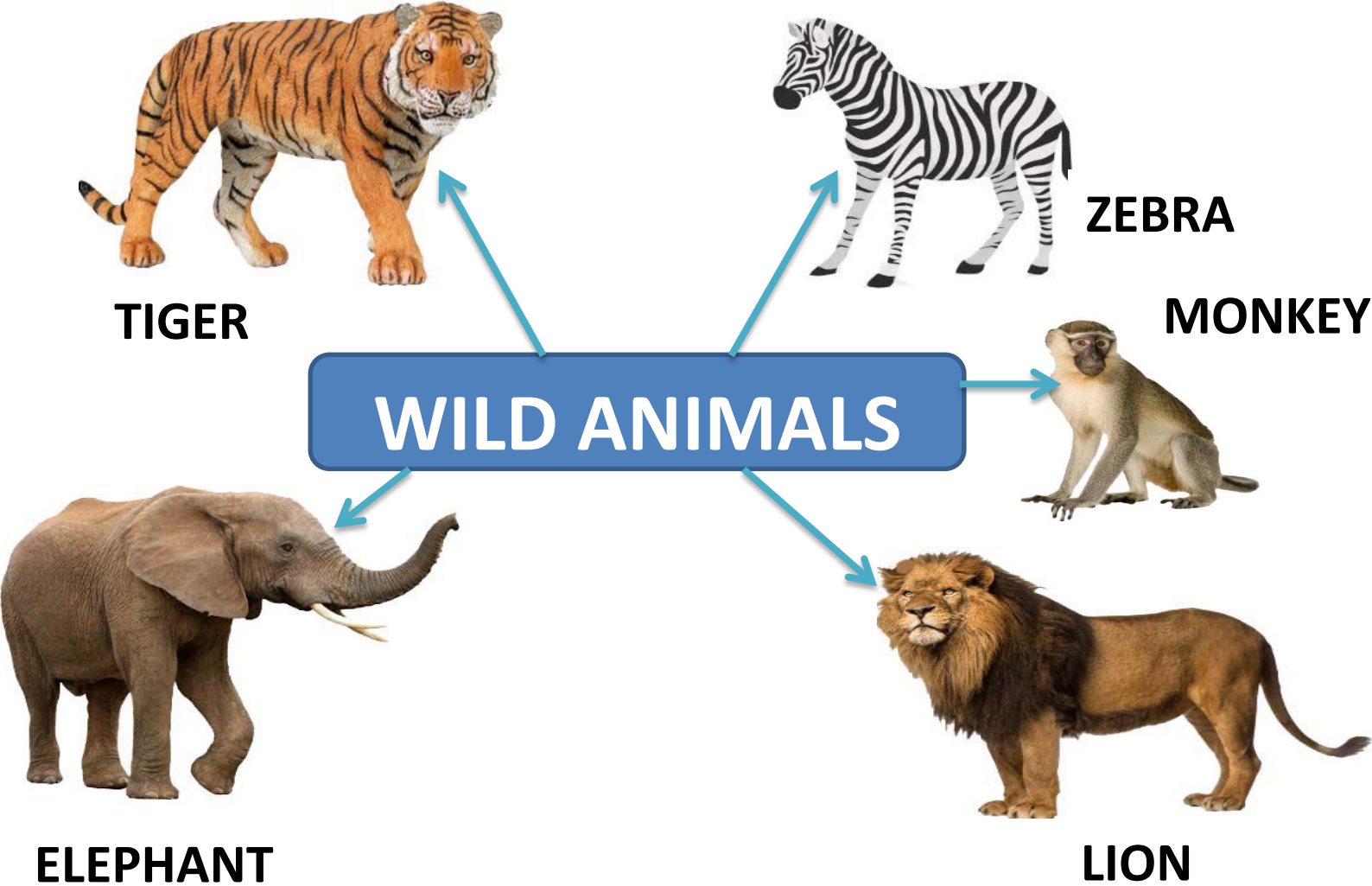
3.1. Name five domestic animals.



*(NB: Parents are requested to teach the child the names of the animals along with their local names).*



3.2. Name five wild animals.



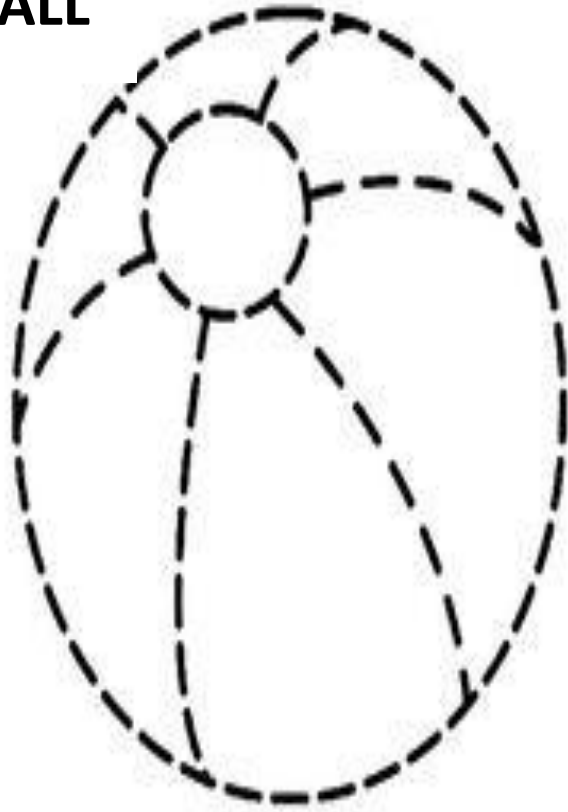
*(NB: Parents are requested to teach the child the names of the animals along with their local names).*

4. Motor Skills:

4.1. Trace and colour the following objects:



**BALL**



**UMBRELLA**



## 5. Good Manners :



Polite Conversations

A cartoon illustration of a boy with brown hair wearing a green shirt and a girl with brown hair wearing a blue shirt. They are standing and talking. A large blue checkmark is superimposed over the scene.

1. *Always talk politely.*

A cartoon illustration of a boy with brown hair wearing an orange polo shirt. He is looking to the side with a thoughtful or bored expression, and he is biting his fingernails. A red 'X' inside a white square is superimposed over the top left corner of the image.

2. *Don't bite your nails.*



3. *Always wish your teachers  
"Good morning, teacher" or  
"Good afternoon, teacher".*

*N.B. Parents are requested to teach the above good manners to their child.*

## *5. Conversation:*



1. Who is your class teacher?
2. What is your father's name?
3. What is your mother's name?
4. Where do you live?

(N.B. Parents are requested to ask the Questions to the child and make him/her answer them orally).