

# WORK SHEET FOR PRE-PRIMARY-I

## PART-I

### FOR GOVERNMENT SCHOOLS OF MANIPUR



**Department of Education(S),  
Government of Manipur**



**Board of Secondary Education,  
Manipur**





## **Editorial Team:**


- 1. Sucheta Khumukcham, MES, ZEO, Zone-I (Nodal Officer)*
- 2. Pangambam Ronika Devi, Programme Officer, RTE*
- 3. Laimayum Rita, MES, AI*
- 4. RK Jeena Devi, Resource Person, RTE*
- 5. A. Amita Devi, Resource Person, RTE*
- 6. Reihana Sultana, Resource Person, RTE*

<i>Contents</i>	<i>Pages</i>
<b>1. Pre-writing strokes</b>	
1.1 Sleeping line .....	1
1.2 Standing line .....	2
1.3 Left slanting line .....	3
1.4 Right slanting line .....	4
1.5 Tracing capital letters.....	5-7
<b>2. Numbers</b>	
2.1 Tracing numbers.....	8
2.2 Concept of colours.....	9
2.3 Pre-maths concept.....	10-11
<b>3. Parts of the body.....</b>	<b>12</b>
<b>4. Name of vegetables.....</b>	<b>13-15</b>
<b>5. Name of fruits.....</b>	<b>16-18</b>
<b>6. Name of flowers.....</b>	<b>19-21</b>
<b>7. Conversation - Oral (Both English and Manipuri.....)</b>	<b>22</b>


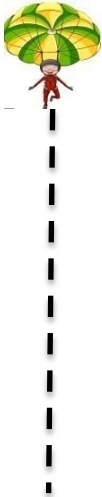

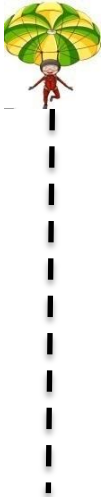

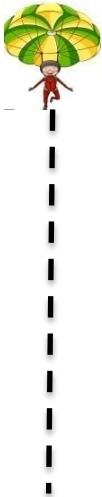




*1.1. Trace the Sleeping lines*



 .....	 .....	 .....
 .....	 .....	 .....
 .....	 .....	 .....


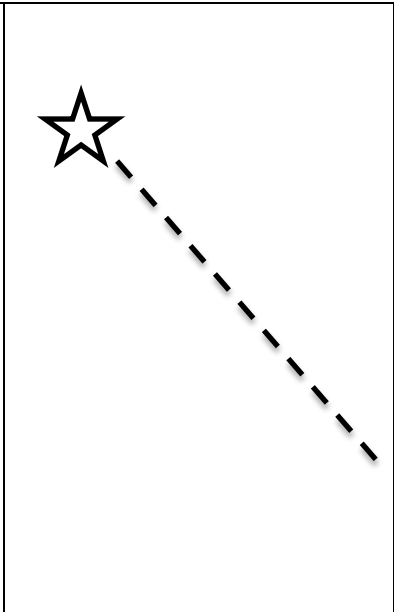
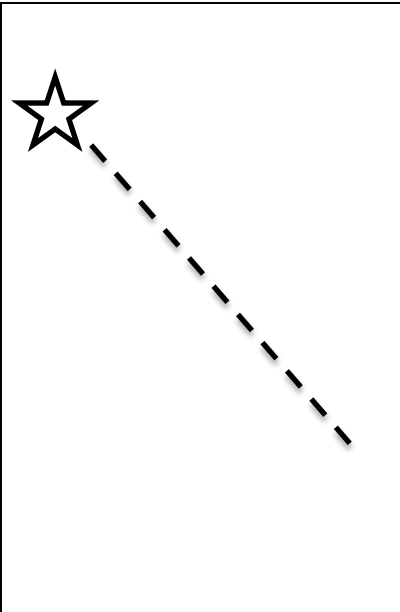
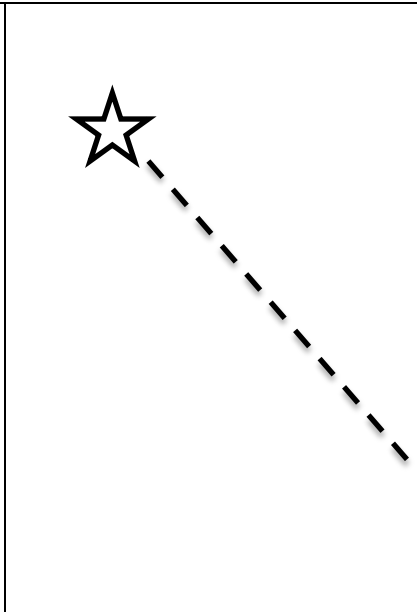

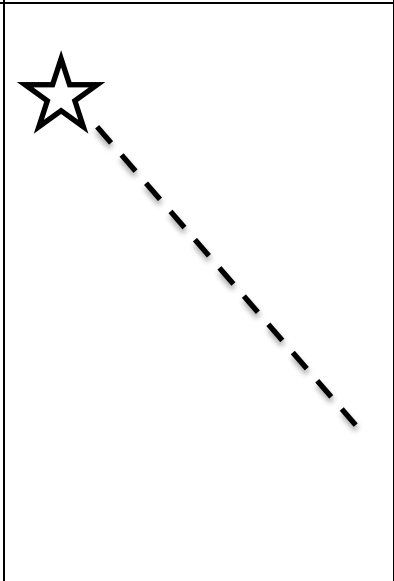
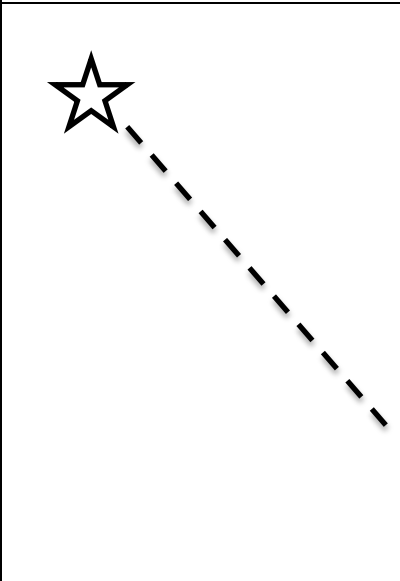
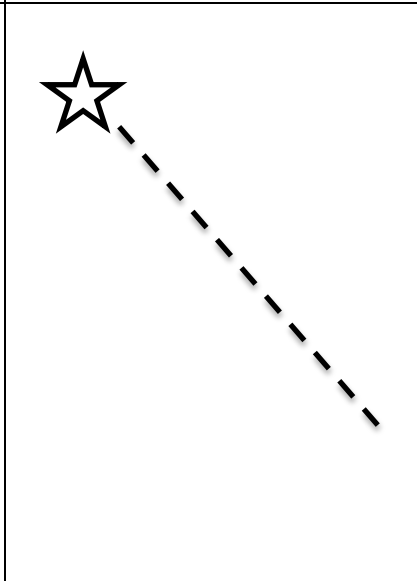
*1.2. Trace the standing lines*



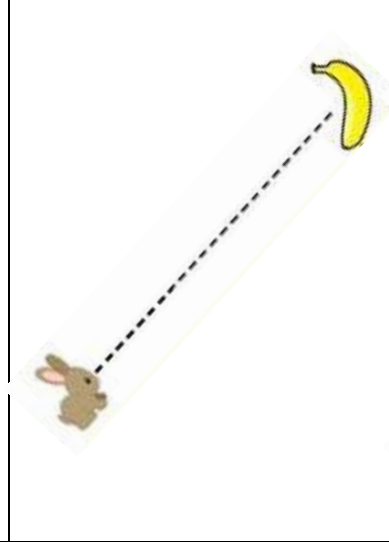
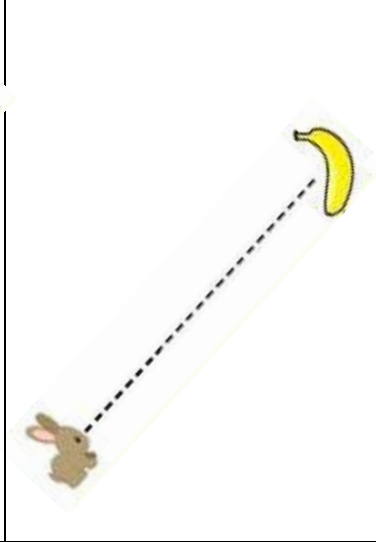

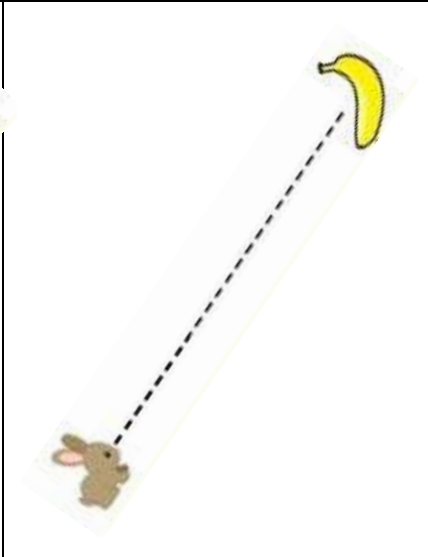
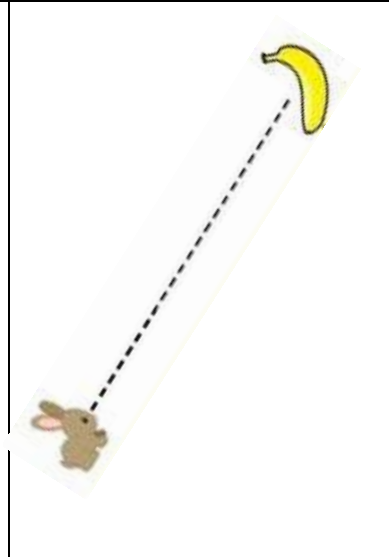
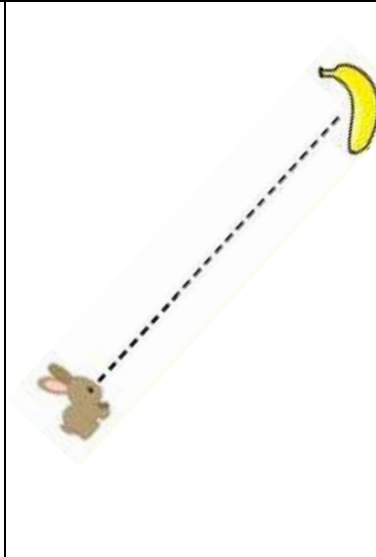


*1.3. Trace the Left slanting lines*



*1.4. Trace the Right slanting lines*



*1.5. Trace the capital letters : A to O*



A B C D E

A B C D E

A B C D E

A B C D E

A B C D E





F	G	H	I	J
---	---	---	---	---

F	G	H	I	J
---	---	---	---	---

F	G	H	I	J
---	---	---	---	---

F	G	H	I	J
---	---	---	---	---

F	G	H	I	J
---	---	---	---	---



K L M N O

K L M N O











K L M N O

K L M N O

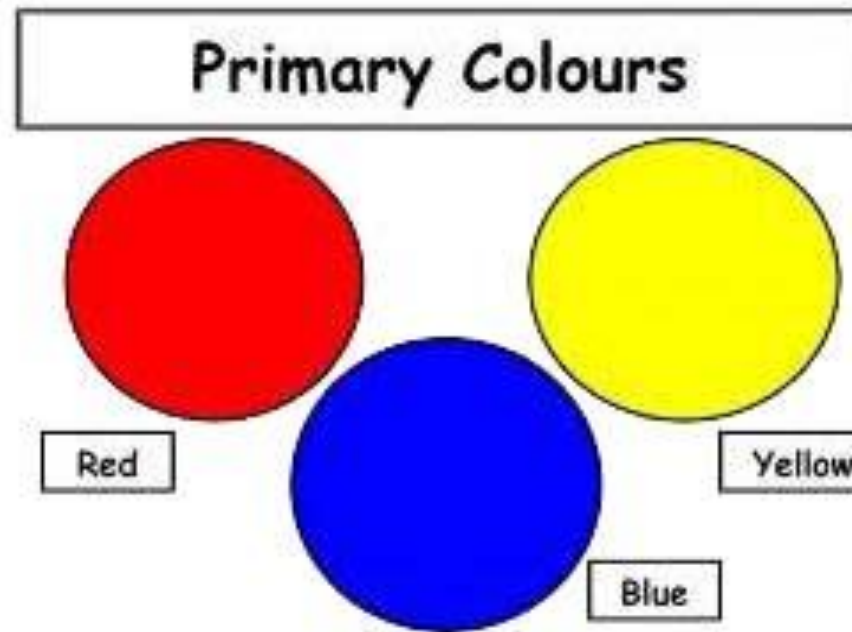
K L M N O

NUMBERS: 2.1. Trace the Nos. 1-10





	<b>1</b>	1	1	1	1
	<b>2</b>	2	2	2	2
	<b>3</b>	3	3	3	3
	<b>4</b>	4	4	4	4
	<b>5</b>	5	5	5	5
	<b>6</b>	6	6	6	6
	<b>7</b>	7	7	7	7
	<b>8</b>	8	8	8	8
	<b>9</b>	9	9	9	9
	<b>10</b>	10	10	10	10

## 2.2. CONCEPT OF COLOURS





*NB: Parents are requested to assist the child in identifying the three primary colours.*

## 2.3. COLOUR THE BIGGER ELEPHANT



**COLOUR THE TREE WHICH HAS MORE MANGOES**





### 3. PARTS OF THE BODY

**EYES**

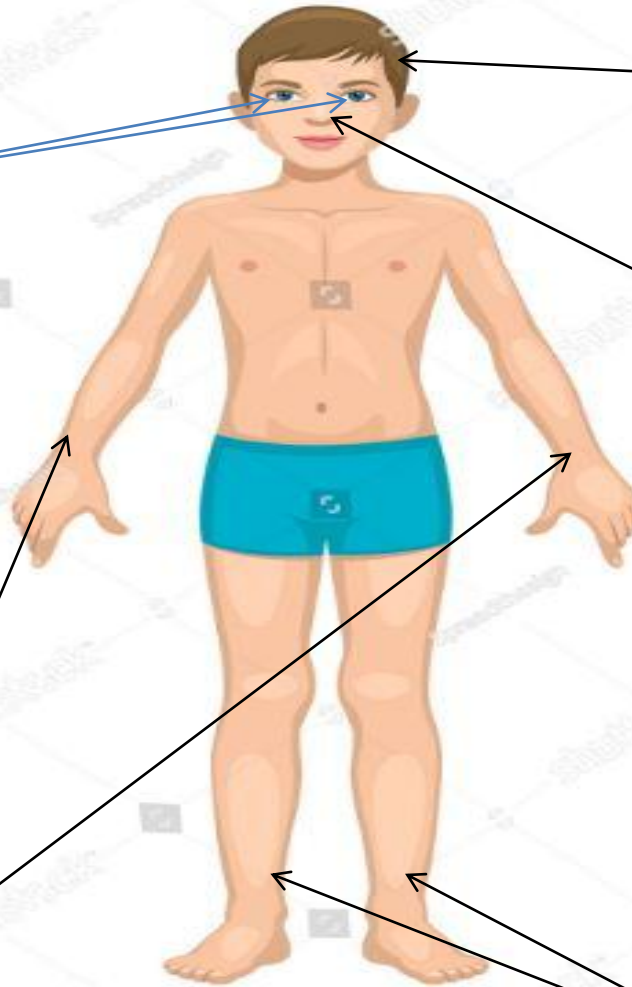
**HEAD**

**NOSE**

**HANDS**

**LEGS**

*NB: Parents are requested to assist the child in identifying the given body parts.*



## **4. NAME OF VEGETABLES**




←→ **CABBAGE**



←→ **TOMATO**







**BRINJAL**



**POTATO**





**PUMPKIN**



*(NB: Parents are requested to teach the child the names of the vegetables along with their local names)*

## 5. NAME OF FRUITS



**APPLE**



**MANGO**



**BANANA**



**ORANGE**




**PAPAYA**



*NB : Parents are requested to teach the child the names of the fruits along with their local names .*

## 6. NAME OF FLOWERS



**ROSE**




**MARIGOLD**







↔ **LOTUS**



↘ **CHINAROSE**  
*(Hibiscus)*



**SUNFLOWER**



*(NB : Parents are requested to teach the child the names of the flowers along with their local names).*



## *7. Conversation – Oral (Both English and Manipuri)*



- 1. What is your name?*
- 2. How old are you?*
- 3. Are you a boy or a girl?*

*(NB: Parents are requested to ask the questions to the child and make him/her answer them orally).*