

Worksheet for Pre-Primary-II

Part-I

For Government Schools of Manipur.



Department of Education(S),
Government of Manipur



Board of Secondary Education,
Manipur





- **Editorial Team:**

1. Sucheta Khumukcham, MES, ZEO, Zone-I (Nodal Officer).
2. Pangambam Ronika Devi, Programme Officer, RTE.
3. Laimayum Rita, MES, AI
4. RK Jeena Devi, Resource Person, RTE.
5. A. Amita Devi,, Resource Person, RTE.
6. Reihana Sultana, Resource Person, RTE



Contents:-
















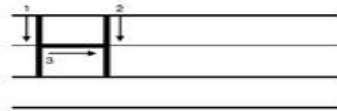
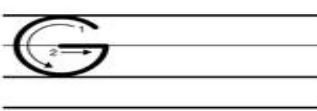




1. *Capital letters A to Z.....Page 1*
2. *Fill in the Missing Letters.....Page 2*
3. *Write Capital letters A-ZPage 3*
4. *A for Apple to Z for Zebra.....Page 4*
5. *Meitei Mayek- Kok to Atiya (Oral)Page 5*
6. *Numbers 1-30 (figures)Page 6*
7. *Write Numbers 1-30 (figures)Page 7*
8. *Fill up the Missing Numbers.Page 8*
9. *Numbers 1-10 (words)Page 9*
10. *Spelling Numbers exercisePage 10*
11. *Draw Shapes- Circle, Triangle, Square.....Page 11*
12. *General Awareness (Oral)Page 12-13*
13. *Conversation (Oral)Page 14*



1. Practise writing capital letters A-Z

Uppercase Letters






Directions: Practice writing the UPPERCASE letters.



2. Fill in the Missing letters




4. A- Apple to Z
for Zebra (oral)

<p>A  a <i>a</i></p> <p>Apple a <i>a</i></p>	<p>B  b <i>b</i></p> <p>Ball b <i>b</i></p>	<p>C  c <i>c</i></p> <p>Cat c <i>c</i></p>	<p>D  d <i>d</i></p> <p>Dog d <i>d</i></p>
<p>E  e <i>e</i></p> <p>Elephant e <i>e</i></p>	<p>F  f <i>f</i></p> <p>Fish f <i>f</i></p>	<p>G  g <i>g</i></p> <p>Grapes g <i>g</i></p>	<p>H  h <i>h</i></p> <p>Hen h <i>h</i></p>
<p>I  i <i>i</i></p> <p>Ice cream i <i>i</i></p>	<p>J  j <i>j</i></p> <p>Jug j <i>j</i></p>	<p>K  k <i>k</i></p> <p>Kite k <i>k</i></p>	<p>L  l <i>l</i></p> <p>Lion l <i>l</i></p>
<p>M  m <i>m</i></p> <p>Mango m <i>m</i></p>	<p>N  n <i>n</i></p> <p>Nest n <i>n</i></p>	<p>O  o <i>o</i></p> <p>Orange o <i>o</i></p>	
<p>P  p <i>p</i></p> <p>Peacock p <i>p</i></p>	<p>Q  q <i>q</i></p> <p>Queen q <i>q</i></p>	<p>R  r <i>r</i></p> <p>Rabbit r <i>r</i></p>	
<p>S  s <i>s</i></p> <p>Ship s <i>s</i></p>	<p>T  t <i>t</i></p> <p>Tiger t <i>t</i></p>	<p>U  u <i>u</i></p> <p>Umbrella u <i>u</i></p>	<p>V  v <i>v</i></p> <p>Van v <i>v</i></p>
<p>W  w <i>w</i></p> <p>Watch w <i>w</i></p>	<p>X  x <i>x</i></p> <p>Xylophone x <i>x</i></p>	<p>Y  y <i>y</i></p> <p>Yak y <i>y</i></p>	<p>Z  z <i>z</i></p> <p>Zebra z <i>z</i></p>

N.B.: Parents are requested to read the words aloud and let the child learn the words orally


5. Meitei Mayek (Kok to Atiya) (Oral)

 = K


KOK

 = S/SH

SAM

 = L

LAI

 = M


MIT

 = P


PA

 = N


NA

 = CH

CHIL

 = T


TIL

 = KH


KHOU

 = NG


NGOU

 = TH


THOU

 = W

WAI

 = Y


YANG

 = H


HUK

 = U/OC

UN

 = I/EE

EE

 = F/PH

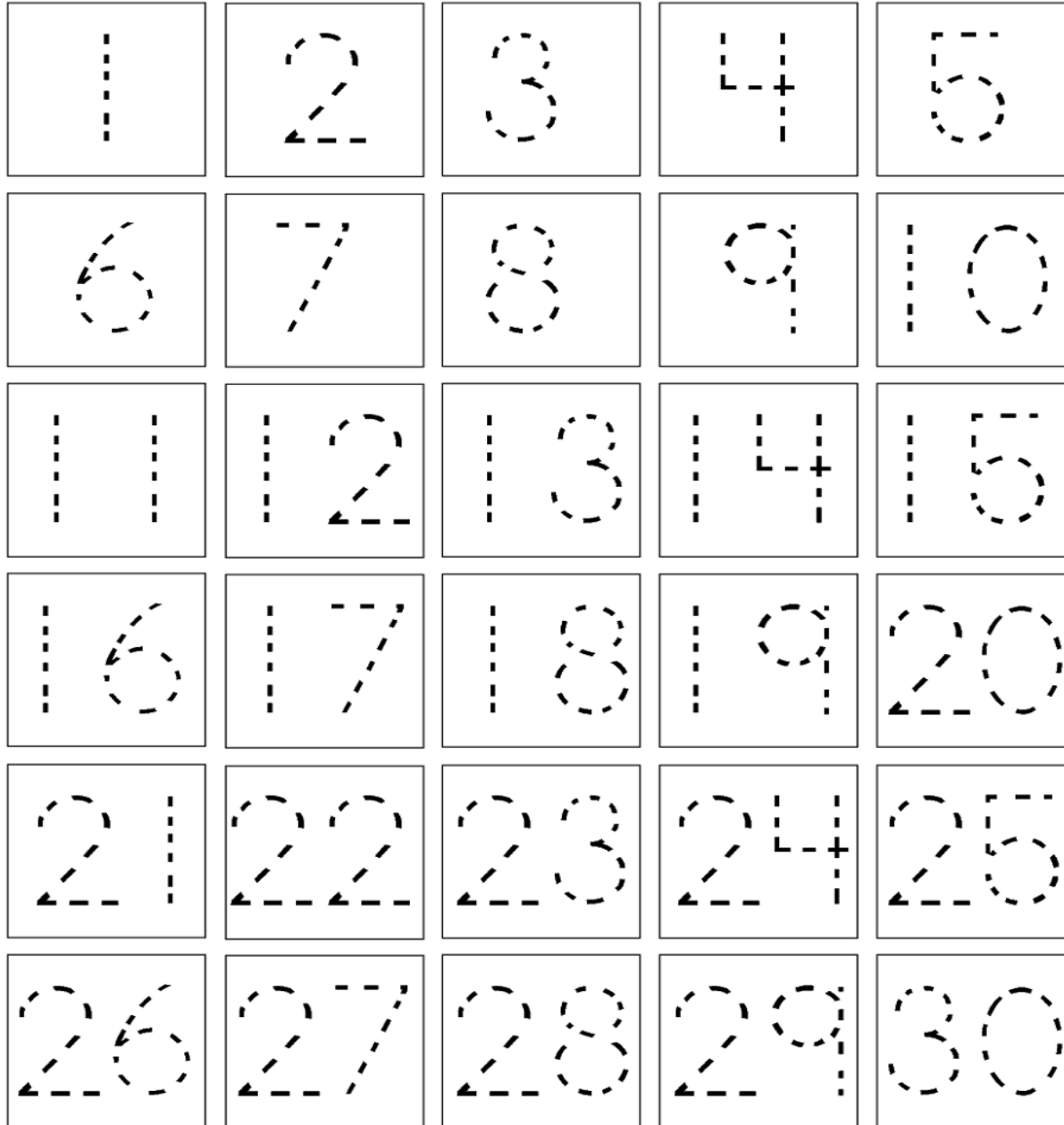
FAM

 = A

ATIYA

N.B.: Parents are requested to read out the letters aloud and let the child learn the alphabet orally

6. Trace the Numbers 1-30 (figures)



8. Fill in the Missing Numbers.

1	2	3		5	6	7	8	9	10
11		13	14	15		17	18		20
21	22		24	25	26	27		29	
31	32	33	34	35	36		38	39	40
	42	43	44	45	46	47	48		50

Fill in the missing numbers.

___	2	3	___	___	6	___	8	___	10
11	___	13	___	15	16	___	18	___	___
21	___	___	24	25	___	27	___	29	30
31	32	___	___	35	___	37	___	39	___
___	___	___	44	___	___	47	48	___	50



9. Numbers 1-10 (words)



10. *Spelling Number Exercise: Fill in the missing letters to spell the numbers*



__NE




TW__



THR__E




FO__R



F__VE



S__X



S__VEN



E__GHT

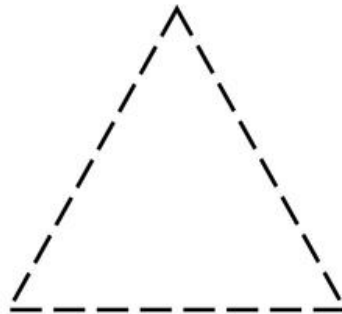
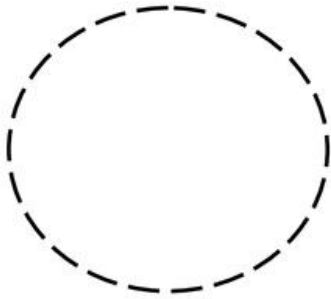


NIN__



T__N

11. Draw Shapes- Circle, Triangle, Square



Trace and colour each shape. Then draw and colour one more of each shape

January

July

February

August

March

September

April

October

May

November

June

December

**Months
Of
The
Year**

N.B.: Parents are requested to read out the name of each Month aloud and let the child learn the name of the months orally.

12. General Awareness:
Colours of the Rainbow (VIBGYOR) (oral) (2/2)



RAINBOW

N.B.: Parents are requested to read out each colour aloud and let the child learn them orally.

13. Conversation (Oral)

A. Self Introduction

- My name is
- I read in class pre-primary II
- The name of my school is
- I live at



©DESIGNALIKIE

