

Worksheet for Pre-Primary-II

Part-III

For Government Schools of Manipur.



Department of Education(S),
Government of Manipur



Board of Secondary Education,
Manipur





- Editorial Team:

1. Sucheta Khumukcham, MES, ZEO, Zone-I (Nodal Officer).
2. Pangambam Ronika Devi, Programme Officer, RTE.
3. Laimayum Rita, MES, AI
4. RK Jeena Devi, Resource Person, RTE.
5. A. Amita Devi,, Resource Person, RTE.
6. Reihana Sultana, Resource Person, RTE




Contents:-

1. *Uppercase and Lowercase letters Aa to Zz,.....Page 1-2*
2. *Write I for Ice-cream to P for Peacock.....Page 3-7*
3. *Write the Missing letters-.....Page 8*
4. *Meitei Mayek- Kok to Bham (Oral)Page 9*
5. *Numbers 1 to 50 (figures)Page 10-13*
6. *Numbers 1 to 20(words)Page 14-15*
7. *Count and Write.....Page 16*
8. *Draw the shapes.....Page 17*
9. *General Awareness (Oral)Page 18-19*
10. *Conversation (Oral)Page 20*



1. Upper and Lower Case

Trace the letters Aa to Zz



Upper and Lower Case

Write the letters Aa to Zz on your own

A large area of lined paper for writing, with a red vertical margin line on the left side. The paper has horizontal lines and a red vertical line on the left side, creating a margin. The lines are evenly spaced and extend across the width of the page.

2. Learn the following spellings of 'I is' to 'P is'



I for ICE CREAM



M for MANGO



J for JUG



N for NEST




K for KITE



O for ORANGE



L for LION



P for PEACOCK

Write the following spellings



ICE CREAM

Handwriting practice lines for the word 'ICE CREAM'. The page contains 10 sets of four horizontal lines (top, middle, bottom, and descender lines) for writing practice.



JUG

Handwriting practice lines for the word 'JUG'. The page contains 10 sets of four horizontal lines (top, middle, bottom, and descender lines) for writing practice.

Write the following spellings



K I T E

Handwriting practice lines for the word 'KITE'. The page contains ten sets of four horizontal lines (top, middle, bottom, and descender lines) for writing the word.



L I O N

Handwriting practice lines for the word 'LION'. The page contains ten sets of four horizontal lines (top, middle, bottom, and descender lines) for writing the word.

Write the following spellings

M A N G O



N E S T

Write the following spellings



O R A N G E



P E A C O C K

Handwriting practice lines for the word 'ORANGE'. The word is written on the top line of a set of four lines. Below it are ten more sets of four lines for practice.

Handwriting practice lines for the word 'PEACOCK'. The word is written on the top line of a set of four lines. Below it are ten more sets of four lines for practice.

3. Write the missing letter



.....**P P L E**




.....**A L L**



.....**A T**



.....**O G**



.....**L E P H A N T**

4. Meitei Mayek- Kok to Bham (oral)

Eeyek Eepet (Original letters)

𑜀𑜃𑜂𑜆 = K
KOK

𑜄𑜂𑜆 = S/SH
SAM

𑜇 = L
LAI

𑜈𑜃𑜂𑜆 = M
MIT

𑜉𑜃𑜂𑜆 = P
PA

𑜊 = N
NA

𑜋𑜃𑜂𑜆 = CH
CHIL

𑜌𑜃𑜂𑜆 = T
TIL

𑜍𑜃𑜂𑜆 = KH
KHOU

𑜎𑜃𑜂𑜆 = NG
NGOU

𑜏𑜃𑜂𑜆 = TH
THOU

𑜐𑜃𑜂𑜆 = W
WAI

𑜑𑜃𑜂𑜆 = Y
YANG

𑜒𑜃𑜂𑜆 = H
HUK

𑜓𑜃𑜂𑜆 = U/OO
UN

𑜔𑜃𑜂𑜆 = I/EE
EE

𑜕𑜃𑜂𑜆 = F/PH
FAM

𑜖𑜃𑜂𑜆 = A
ATIYA

Lom Eeyek (Additional Letters)

𑜗𑜃𑜂𑜆
gok (ga)

𑜘𑜃𑜂𑜆
ba (ba)

𑜙𑜃𑜂𑜆
ghou (gha)

𑜚𑜃𑜂𑜆
jham (jha)

𑜛𑜃𑜂𑜆
jil (ja)

𑜜𑜃𑜂𑜆
dhou (dha)

𑜝𑜃𑜂𑜆
rai (ra)

𑜞𑜃𑜂𑜆
dil (da)

𑜟𑜃𑜂𑜆
bham (bha)



N.B.: Parents are requested to read out the mayek aloud and let the child learn them orally

What comes before..

P-11

• , 2 , 3

• , 15 , 16

• , 5 , 6

• , 28 , 29



What comes after..

P-12

•

2

,

3

,

•

15

,

16

,

•

6

,

7

,

•

24

,

25

,



What comes in between..

P-13

• 8 , , 10

• 19 , , 21

• 22 , , 24

• 38 , , 40



6. Learn the following numbers in words - 1- ONE to 20- TWENTY

P-14

1	ONE	11	ELEVEN
2	TWO	12	TWELVE
3	THREE	13	THIRTEEN
4	FOUR	14	FOURTEEN
5	FIVE	15	FIFTEEN
6	SIX	16	SIXTEEN
7	SEVEN	17	SEVENTEEN
8	EIGHT	18	EIGHTEEN
9	NINE	19	NINETEEN
10	TEN	20	TWENTY



*Write the numbers 1- ONE to 20- TWENTY
in words on your own.*

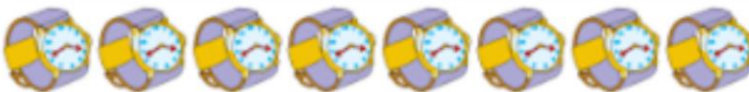

P-15

1		11	
2		12	
3		13	
4		14	
5		15	
6		16	
7		17	
8		18	
9		19	
10		20	



7. Count and Write

Count and write the number in the box



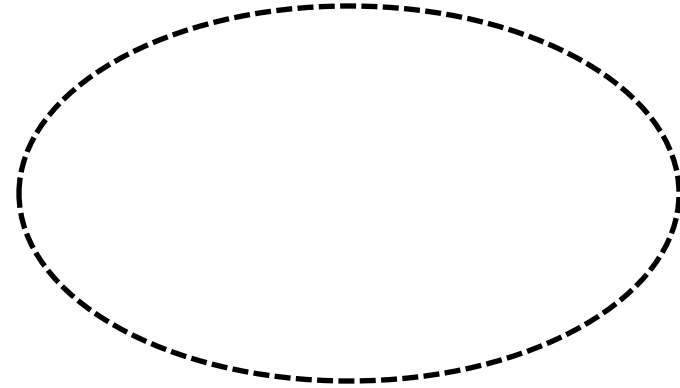
Count and write the number in the box



8. Draw Shapes:

Trace and Colour the following shapes

- *Oval*



- *Rectangle*



9. General Awareness

Types of Transport (oral)

LAND



Bus



Car



Truck

Train



WATER



Boat



Yacht



Ship



Canoe

AIR



Helicopter

Aeroplane




Hot air Balloon

Rocket




N.B.: Parents are requested to read out the types of transport aloud and let the child learn them orally

Young Ones of Animals (oral)



Horse and Foal




Cat and Kittens



Cow and Calf



Dog and Puppy



Hen and Chicks

N.B.: Parents are requested to read out the young ones of animals aloud and let the child learn them orally

10. Conversation :

Q & Ans (Oral)

- What is your favourite cartoon ?
- What is your favourite colour ?
- What is your favourite pet ?
- At what time do you get up in the morning
- At What time do you go to bed at night ?



N.B.: Parents are requested to read out the questions aloud and let the child answer them orally