

Worksheet for Pre-Primary-II

Part-II

For Government Schools of Manipur.



Department of Education(S),
Government of Manipur



Board of Secondary Education,
Manipur





- **Editorial Team:**

1. Sucheta Khumukcham, MES, ZEO, Zone-I (Nodal Officer).
2. Pangambam Ronika Devi, Programme Officer, RTE.
3. Laimayum Rita, MES, AI
4. RK Jeena Devi, Resource Person, RTE.
5. A. Amita Devi,, Resource Person, RTE.
6. Reihana Sultana, Resource Person, RTE



Contents:-

- 1. Small letters a to z,.....Page 1-4*
- 2. Write A for Apple to H for Horse.....Page 5-8*
- 3. Meitei Mayek- Gok to Bham (Oral)Page 9*
- 4. Numbers 31 to 50 (figures)Page 10-11*
- 5. Numbers 11 to 20(words)Page 12-14*
- 6. Backward Counting 10 to 1.....Page 15*
- 7. General Awareness (Oral)Page 16-18*
- 8. Conversation (Oral)Page 19*
- 9. Draw and Colour.....Page 20*

1. *Small letters a to z*



Trace Small letters a to z

a b c d e

f g h i j

k l m n o

p q r s t

u v w x y

z


Look and Write small letters a to z

a _____ b _____ c _____ d _____

e _____ f _____ g _____ h _____

i _____ j _____ k _____ l _____

m _____ n _____



o _____ p _____ q _____ r _____

s _____ t _____ u _____ v _____

w _____ x _____ y _____ z _____

Write small letters a to z on your own

A large grid of handwriting practice lines. The grid is divided into two columns by a vertical purple line. Each row consists of four horizontal lines: a top purple line, a middle grey line, a bottom grey line, and a baseline purple line. There are 20 rows in total, providing ample space for practicing the lowercase alphabet from a to z.

2. Write the following spellings

A P P L E

B A L L

Write the following spellings

C A T

D O L L

Write the following spellings

E N G I N E

F I S H

Handwriting practice lines for the word 'ENGINE'. The word is written on the first line. Below it are ten sets of blank handwriting lines, each consisting of four horizontal lines (top, middle, bottom, and descender).

Handwriting practice lines for the word 'FISH'. The word is written on the first line. Below it are ten sets of blank handwriting lines, each consisting of four horizontal lines (top, middle, bottom, and descender).

Write the following spellings

G O A T

Handwriting practice lines for the word 'GOAT'. The page contains ten sets of four horizontal lines each, providing space for writing the word multiple times.

H O R S E

Handwriting practice lines for the word 'HORSE'. The page contains ten sets of four horizontal lines each, providing space for writing the word multiple times.

3. Meitei Mayek (Gok to Bham) (Oral)

Lom Eeyek (Additional Letters)

gok (*ga*)

ba (*ba*)

ghou (*gha*)

jham (*jha*)

jil (*ja*)

dhou (*dha*)

rai (*ra*)

dil (*da*)

bham (*bha*)

N.B.: Parents are requested to read out the letters aloud and let the child learn the alphabet orally

Learn the Numbers 31 to 50

P-10

31

32

33

34

35

36

37

38

39

40

41

42

43

44

45

46

47

48

49

50

*5. Learn the following numbers in words -
11, Eleven to 20, Twenty*

P-12

11	ELEVEN	16	SIXTEEN
12	TWELVE	17	SEVENTEEN
13	THIRTEEN	18	EIGHTEEN
14	FOURTEEN	19	NINETEEN
15	FIFTEEN	20	TWENTY


*Trace the numbers (words)
11, Eleven to 20, Twenty*

ELEVEN	ELEVEN	ELEVEN	ELEVEN
TWELVE	TWELVE	TWELVE	TWELVE
THIRTEEN	THIRTEEN	THIRTEEN	THIRTEEN
FOURTEEN	FOURTEEN	FOURTEEN	FOURTEEN
FIFTEEN	FIFTEEN	FIFTEEN	FIFTEEN
SIXTEEN	SIXTEEN	SIXTEEN	SIXTEEN
SEVENTEEN	SEVENTEEN	SEVENTEEN	SEVENTEEN
EIGHTEEN	EIGHTEEN	EIGHTEEN	EIGHTEEN
NINETEEN	NINETEEN	NINETEEN	NINETEEN
TWENTY	TWENTY	TWENTY	TWENTY

*Write the numbers (words)
11, Eleven to 20, Twenty on your own*

A large rectangular area containing ten sets of horizontal lines for writing. Each set consists of four parallel lines, providing a guide for letter height and placement.

6. *Learn to count backwards from 10 to 1*



Write the missing numbers

The first grid has a lizard on the left. The top row contains 10, 9, a blank, a blank, and 6. The bottom row contains 5, a blank, 3, a blank, and 1.

The second grid has a lizard on the right. The top row contains 10, a blank, 8, a blank, and a blank. The bottom row contains a blank, 4, a blank, 2, and 1.

The third grid has a lizard on the left. The top row contains a blank, 9, a blank, 7, and a blank. The bottom row contains 5, a blank, 3, a blank, and a blank.

7. General Awareness(Oral) - 4 Seasons (1/3)

P-16



Summer



Spring



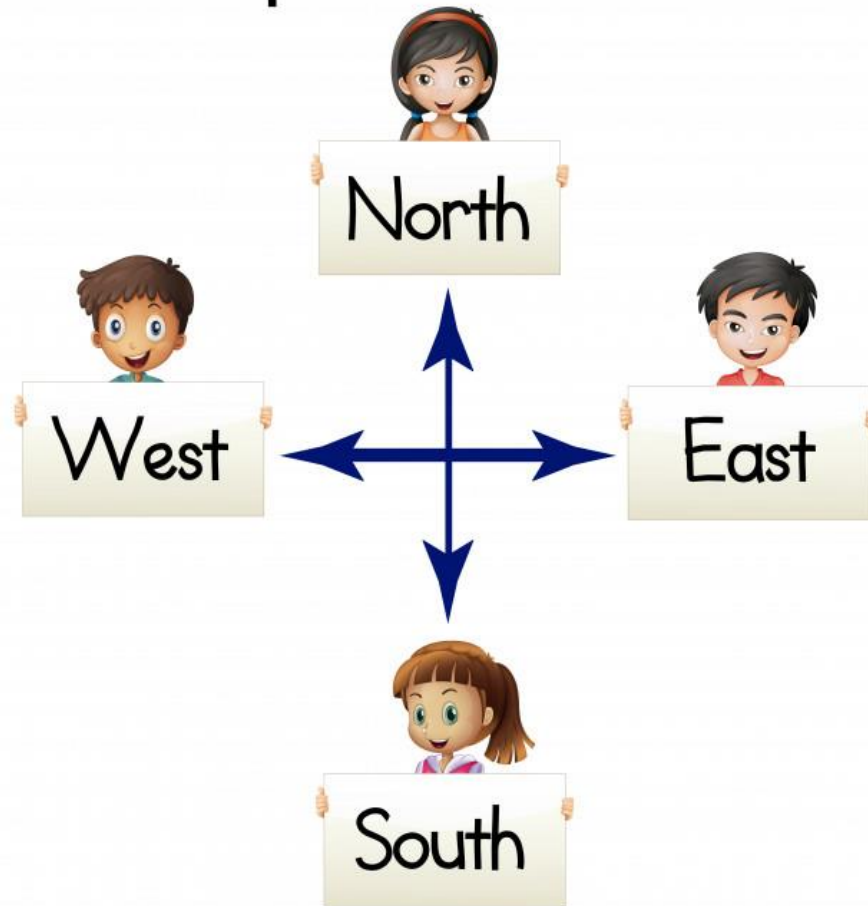
Winter



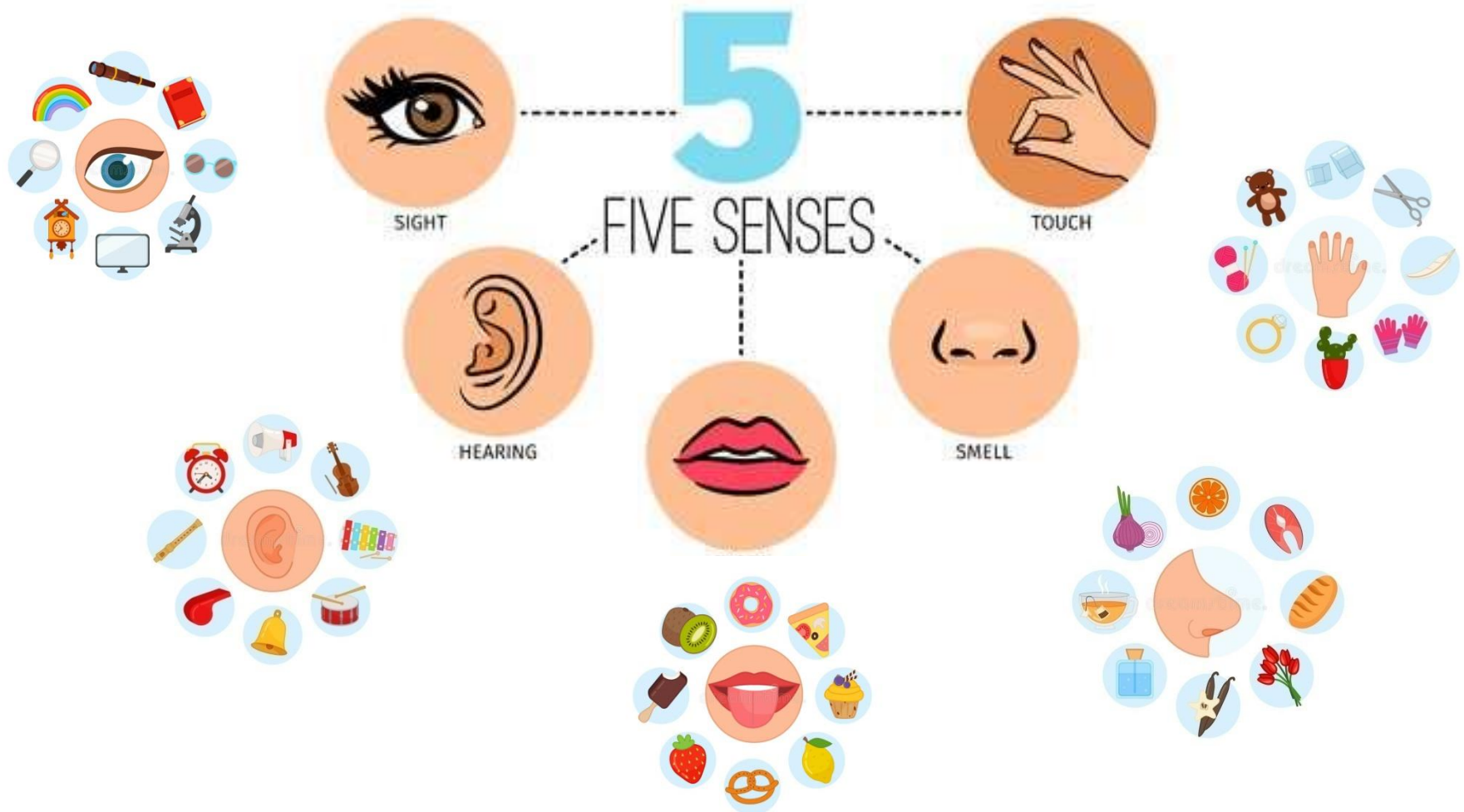
Autumn

N.B.: Parents are requested to read out the seasons aloud and let the child learn them orally

Compass Directions



N.B.: Parents are requested to read out the directions aloud and let the child learn them orally




N.B.: Parents are requested to read out the 5 sense organs aloud and let the child learn the sense organs orally

8. Conversation (oral)

(B. Q & A)

- Who is your Class teacher ?
- Where is your school located ?
- When is your birthday ?
- What is your favourite colour ?
- How many brothers and sisters do you have ?



9. Draw and Colour it

P-20

