

# WORK SHEET FOR PRE-PRIMARY-I

## PART-II


### FOR GOVERNMENT SCHOOLS OF MANIPUR



**Department of Education(S),  
Government of Manipur**



**Board of Secondary Education,  
Manipur**





## **Editorial Team:**

- 1. Sucheta Khumukcham, MES, ZEO, Zone-I (Nodal Officer)*
- 2. Pangambam Ronika Devi, Programme Officer, RTE*
- 3. Laimayum Rita, MES, AI*
- 4. RK Jeena Devi, Resource Person, RTE*
- 5. A. Amita Devi, Resource Person, RTE*
- 6. Reihana Sultana, Resource Person, RTE*

## Contents

## Pages

### 1. Languages:

- 1.1 Trace the capital letters P to Z ..... 1to 2
- 1.2 A is for Apple to O is for Orange(Oral).....3
- 1.3 Kok To Atiya ( ❏-❑ ) (Oral) .....4

### 2. Numbers

- 2.1 Tracing numbers.....5-6
- 2.2 Fill the missing Numbers.....7
- 2.3 Count and colour.....8-10

### 3. General Awareness (oral)

- 3.1 7 days of the week .....11
- 3.2 Name of vehicles..... 12-13

### 4. Motor Skills

- 4.1 Paste things onto paper.....14-15
- 4.2 Using of crayons to colour.....16

### 5. Good Manners.....17

### 6. Conversation.....18



1.1 Trace the capital letters : P to Z



P	Q	R	S	T

P	Q	R	S	T

P	Q	R	S	T

P	Q	R	S	T

P	Q	R	S	T



U V W X Y Z

U V W X Y Z

U V W X Y Z

U V W X Y Z

U V W X Y Z



## 1.2 Oral: A is for Apple to O is for Orange



(N.B. Parents are requested to read the words aloud and let the child learn the words orally).

### 1.3 Kok to Atiya ( Only Oral)

( ㊦ - ㊦ )






㊦ = K KOK	㊦ = S/SH SAM	㊦ = L LAI
㊦ = M MIT	㊦ = P PA	㊦ = N NA
㊦ = CH CHIL	㊦ = T TIL	㊦ = KH KHOU
㊦ = NG NGOU	㊦ = TH THOU	㊦ = W WAI
㊦ = Y YANG	㊦ = H HUK	㊦ = U/OO UN
㊦ = I/EE EE	㊦ = F/PH PHAM	㊦ = A ATIYA



(N.B. Parents are requested to read the words aloud and let the child learn the words orally).






2.1 Numbers: Trace the numbers 11-20



	11	11	11	11	11
	12	12	12	12	12
	13	13	13	13	13
	14	14	14	14	14
	15	15	15	15	15





	16	16	16	16	16
	17	17	17	17	17
	18	18	18	18	18
	19	19	19	19	19
	20	20	20	20	20

2.2 Fill in the missing numbers

1  3

4  6

7  9

10  12




13  15

16  18




## 2.3 Count and colour



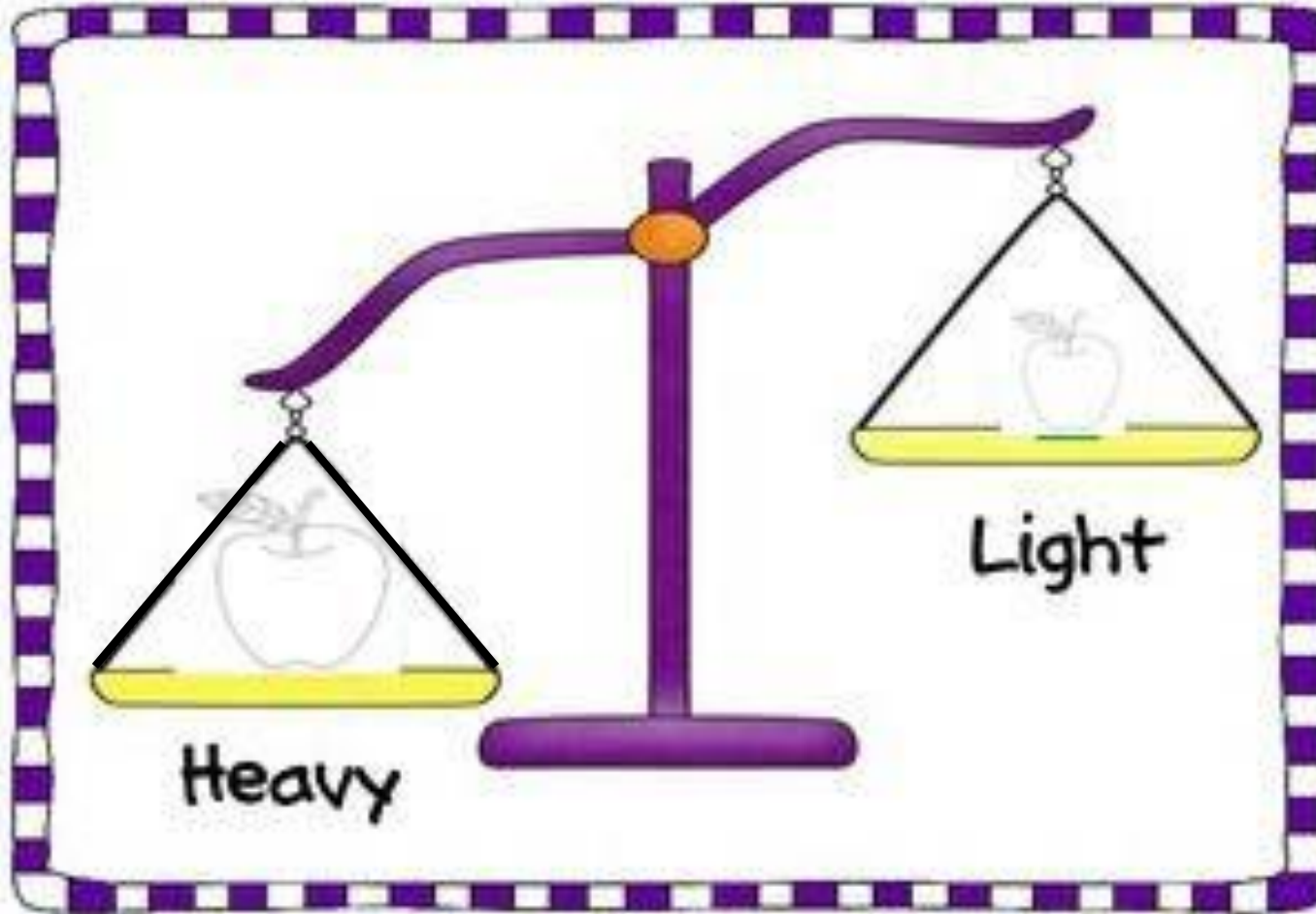
	
	
	

*Q. Colour the Taller object:*





*Q. Colour the Heavier Object:*



*3. General Awareness both English and Manipuri  
(Only Oral)*

**7 DAYS OF THE WEEK**

<b>SUNDAY</b>	<b>(NONGMAIJING)</b>
<b>MONDAY</b>	<b>(NINGTHOUKABA)</b>
<b>TUESDAY</b>	<b>(LEIPAKPOKPA)</b>
<b>WEDNESDAY</b>	<b>(YUMSHAKEISHA)</b>
<b>THURSDAY</b>	<b>(SAGOLSEL)</b>
<b>FRIDAY</b>	<b>(IRAI)</b>
<b>SATURDAY</b>	<b>(THANGJA)</b>



(N.B. Parents are requested to read the days of the week aloud and let the child learn the names of the days orally).

3.2 Learn the name of five vehicles ( Only Oral):



**CAR**



**TRUCK**



**BUS**



**CYCLE**



**RICKSHAW**

(N.B. Parents are requested to read the name of vehicles aloud and let the child learn the names orally).




## 4. Motor Skills

4.1 Paste the Shape of the following letters by using old newspaper


**A**




**B**





C



D



*4.2 Colour the following fruits by using Crayons*



## 5. Good manners

1. *What do you say when you ask for something?*

**Ans: Please.**



2. *What do you say when you receive something?*

**Ans: Thank you.**



3. *What do you say when you make a mistake?*

**Ans: Sorry.**



(N.B. Parents are requested to ask the above questions to the child and make them answer orally).



## *6. Conversation:*

- 1. In which class do you study?**
- 2. What is the name of your School?**
- 3. Who is the head Master/Head Mistress of your school?**



*(NB: Parents are requested to ask the questions to the child and make him/her answer them orally).*